

**Licence:** A licence is required to take abalone.

You must be 10 years or older to hold an abalone licence.

You cannot take abalone on behalf of another licence holder.

**Size limits:**

Please note recreational and commercial size limits may not be the same.

**Blacklip abalone**

Arthur River east to Musselroe Point: 120mm

Other waters: 138mm

**Greenlip abalone**

Montagu east to Bridport: 132mm

Other waters: 145mm

**Daily bag limit:** 10 abalone

**Possession limit:** 20 abalone

**Boat limit:** No boat limit

**Non-licensed possession limit:**

On land - 5 abalone

On state waters - 0 abalone

Child under 10 - 0 abalone

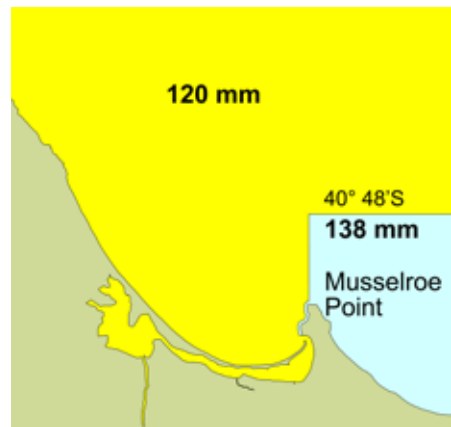
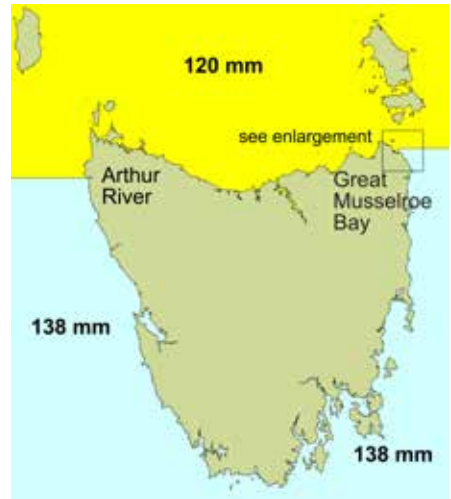
**Season:** open all year

**Eating abalone safely:** see page 61

## Blacklip Size Limits



*Blacklip abalone*



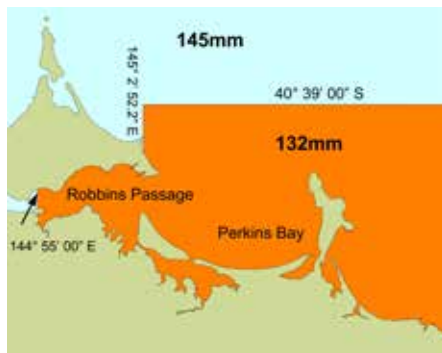
*Get a free abalone multi-gauge from Service Tasmania.*

# Abalone

## Greenlip Size Limits



*Greenlip abalone*



## Moving Between Size Limit Zones

You cannot possess abalone smaller than the minimum legal size for a particular area. For example, you cannot enter waters south of Arthur River and Musselroe Point with blacklip abalone smaller than 138mm.

## Measuring Abalone

- Abalone are measured across the widest part of the shell.



- **You must carry a measuring device while taking abalone.**
- Measure the abalone before detaching it where possible as abalone that have been cut may die.
- Immediately replace undersize abalone.

**Highgrading your catch is not allowed – see page 9.**

## Measuring Tools

An abalone measuring device must be either:

- A Vernier calliper; or
- A gauge, knife or abalone iron with prominent markings or extended prongs that indicates the minimum size limits for abalone.

## Abalone Tools

Only the following tools can be used to take abalone:

- A commercially manufactured knife with a blade not less than 18mm wide excluding that part of the blade that is within 50mm of the tip;



- An abalone iron that is a broadly flat-bladed, chisel-like lever not less than 18mm in width.

This does not apply to Aboriginal fishers.

## Shucking and Eating Abalone

You can shuck (remove from shell) and eat one abalone per licence holder at sea. The shell must be retained and brought ashore. This abalone is included in your daily bag limit.

All other abalone must be brought ashore above the high-water mark before shucking.

## No Night Fishing

You cannot take abalone between sunset and sunrise.

## Area Restrictions

### *Northern Bass Strait Waters*

You cannot take or possess abalone in Northern Bass Strait Waters, unless you are within 50 metres of the shore of any island. This restriction aims to limit the risks associated with the spread of Abalone Viral Ganglionneuritis (see page 64).

Recreationally caught abalone cannot be on board any vessels other than commercial trading vessels in the Northern Bass Strait Waters area unless within 50 metres of the shore of any land.



### *Research areas*

There are multiple Abalone Research Areas where the take of abalone is not permitted. These include the Bay of Fires, Waterwitch Reef, Inner Sister Island and Swan Island Abalone Research Areas. Restrictions also apply to other reserves and research areas (see page 68).

# *Diving can be* **DEADLY**



## **Know the risks. Get training.**

- Learn about decompression illness ('the bends') and how to avoid it.
- Learn how to safely use and maintain your equipment.
- Know the extra risks associated with hookah diving.

***Never  
dive  
alone.***

## **Plan the dive, dive the plan.**

- Know your maximum dive depth and time at depth.
- Make a safety stop when surfacing.
- Be prepared for conditions.

***Never  
hold your  
breath.***

## **Know what to do in an emergency**

The bends looks different for everyone. If you feel unwell after diving (even over 24 hours later) **don't risk it - call an expert!**

## **Emergency** (or after hours)

**03 6166 8308**  
Or call **000**

## **Royal Hobart Hospital (RHH)**

Diving Medicine  
Specialist on call  
(Weekdays 8am – 4pm)  
**03 6166 8193**

**Licence:** Scallop licence required. Scallops can only be taken by hand. You must be 10 years or older to hold a scallop licence.

**Size limit:** Commercial and Queen Scallops 100mm, Doughboy Scallops 80mm

**Daily bag limit:** 50 scallops

**Possession limit:** 100 scallops (on land), 50 scallops (on water)

**Non-licensed possession limit:**

On state waters – 0 scallops

On land – 100 scallops

Child under 10 – 0 scallops

**Boat limit:** 250 scallops

**Season:** Open from 28 March to 31 July 2026. The D'Entrecasteaux Channel remains closed.

**Eating scallops safely:** see page 61

## Size Limits



*Commercial Scallop*  
– 100mm



*Queen Scallop*  
– 100mm

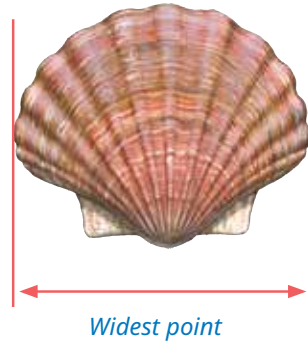


*Doughboy Scallop*  
– 80mm

Please dispose of scallop shells in the rubbish, don't dump them.

## Measuring Scallops

Scallops are measured across the widest part of the shell (usually parallel to the hinge). Scallop gauges are available at Service Tasmania shops.



## Bag and Possession Limits

50 50 on water 250  
 100 on land (or 3kgs of scallop meat)

- Limits apply to all species combined.
- On-land possession limit also applies to unlicensed persons, unless they have receipts for purchases.
- Only licensed fishers can possess scallops on the water.

# Scallops

## Sharing scallop catch

A recreational scallop licence holder can take scallops on behalf of another licence holder on the same boat, provided the person they are fishing on behalf of:

- also dived for scallops on that trip and
- did not succeed in taking their bag limit.

A maximum of one licence holder per boat, who did not dive, may also have a bag limit of scallops caught on their behalf.

When catch sharing, the boat limit must not be exceeded, and no individual fisher may possess more than their bag limit after catch has been shared.

## Shucking and Eating Scallops at Sea

- Landing of shucked meats is prohibited.
- Scallops can be shucked for immediate consumption at sea as long as the shells are retained and brought ashore.
- Any scallops consumed count towards the daily bag limit.

## Area Restrictions

The D'Entrecasteaux Channel is closed to recreational scallop fishing, including possession of scallops while swimming.

See page 67 for a full list of area restrictions.



# Sea Urchins, Other Shellfish and Shell Collection

## Shellfish and Shell Collection

**Licence:** no licence required

**Size limit:** no minimum size


**Daily bag limit:** see table

**Season:** no seasons apply

**Eating shellfish safely:** see page 61

## Sea Urchins

### Shortspined Sea Urchin



- Voluntary catch limit: 50
- Voluntary size limit: 80mm wide (excluding spines)
- Best eaten August – December

Shortspined Sea Urchin, also called Helio, is an important native species.

### Longspined Sea Urchin



- No catch limit or size limit
- Best eaten March – May

Longspined Sea Urchin, also called Centro, is a threat to Tasmania's rocky reefs. Learn more at [centro.tas.gov.au](http://centro.tas.gov.au).








## Shell collecting

- There is no limit on collecting shells from beaches, provided that the shell does not contain a living organism.
- Shells cannot be collected from reserved land – contact Parks and Wildlife for more information.

## Shellfish limits

The daily shellfish limits help make sure local shellfish stocks don't become depleted.

Report suspected unlawful shellfish gathering to Fishwatch – see page 13.

Species	Daily bag limit
Clams, cockles and pipis (species combined) 	100
Wedge shells 	200
Mussels 	100
Wavy periwinkles ( <i>Lunella undulata</i> only) 	100 Voluntary size limit: 45mm
Pacific oysters 	no limit
Native oysters 	50
Other shellfish (excludes abalone, scallops and protected species) 	20 (other shellfish species combined)

**Taking limpets and elephant snails is prohibited unless you are an Aboriginal fisher (see page 65).**